

# FIREFIGHTING VEHICLES & COMPONENTS



Telekomunikasyon İnş. Tur. Taks.  
Gıda ve Mot. Ar. San. Tic. Ltd. Şti.

## Compact and powerful

Rapid intervention vehicles are always ready for immediate operations. They are quick, compact and powerful

## Features

- ✓ Ideal for cities and small villages where streets are narrow and winding
- ✓ Fast intervention and quick acceleration time
- ✓ Aluminium frame superstructure with high grade steel subframe
- ✓ 5 equipment compartment with roller shutters
- ✓ Internal GRP water tank for maximum equipment storage
- ✓ GRP foam tank for maximum corrosion resistance
- ✓ Ergonomically designed equipment storage
- ✓ Ultra High Pressure pump and high pressure hose reel for rapid response
- ✓ Perfectly fits with other commercial chassis brands (Mercedes, Iveco, etc.)



## Options

- ✓ Water Tank; up to 1.500 L
- ✓ Foam Tank; up to 500L
- ✓ DCP Tank; 60 kg
- ✓ Pneumatic Light Mast
- ✓ Additional equipment: power generator, illumination, power chain saw, submersible pump, breathing apparatus
- ✓ Four-wheel drive options
- ✓ Rescue winch

## Versatile, compact and durable.

STR Rapid Intervention Vehicles are base vehicles for all fire fighting operations. They designed with most reliable and trusted programs therefore every detail can be configured according to costumers' needs. The perfection in the design remains unchanged in the production process. It's compact lightweight and large storage rooms allow optimal equipment compartment volume. The aluminium superstructure of this vehicles are capable of handling long term heavy strain. High quality materials guarantee the best overall quality.



## Easy to operate.

- ✓ >Double lock system on slider achieving maximum safety for operator and vehicle.
- ✓ Equipment storage straps allowing safe stowage and easy removal.
- ✓ Uniform colour coding on sliding system's opening handles shortens the operator's learning time.



- ✓ Plenty of space and weight reserves for additional equipment is available.
- ✓ Slide and tilt systems provides operator higher accessibility to equipments.

## Chassi

- IVECO - Daily (Standart)
- MAN - TGE
- MERCEDES - Sprinter
- FORD - Transit

## Axles

- 4x2 (Standart)
- 4x4

## Superstructure

- Aluminum Welded Frame (Standart)
- Aluminum Non-welded Sigma Profile
- Aluminum Panel (Non-welded)
- Commercial Steel Welded Frame (Galvanised)
- Glass Reinforced Polyester (GRP)
- Polypropylene (PP)

With customer selectable customizing options, each vehicle tailored in specific operation or needs. B1 Fire offers numerous options to configure the truck according to customers' needs.



# Urban Vehicles

## Variable, versatile and convenient

Urban vehicles designed to comply all customer demands. Integrated subframe design makes it easy to recustomize the superstructure without compromising from total payload.

## Options

- ✓ Water Tank; up to 6.000 L
- ✓ Foam Tank; up to 1.200 L
- ✓ DCP Tank; up to 250 kg
- ✓ Pneumatic Light Mast
- ✓ Additional equipment: power generator, illumination, motopump, submersible pump, portable monitor, foam generator, HVAC, CAFS
- ✓ Rescue winch




# Urban Vehicles

## Features

- ✓ Ideal for cities; narrow streets and low clearance heights
- ✓ Longer intervention time
- ✓ Anti-corrosion materials with high grade steel subframe
- ✓ Up to 7 equipment compartment with roller shutters
- ✓ Hot-dipped galvanised / SS / GRP water tank for extended lifetime
- ✓ SS or GRP foam tank for maximum corrosion resistance
- ✓ Ergonomically designed equipment storage
- ✓ Normal and High Pressure pump with hose reel for rapid response
- ✓ High flow capacity monitor, up to 80 meters throwing range
- ✓ Perfectly fits with all commercial chassis brands (Mercedes, MAN, etc.)



SCBA Seat designs can be adapted all commercial self-contained breathing apparatus manufacturers. Quick release seat system shortens the required preparation time for firefighter.



## Tailored for your work.

**STR** Urban Vehicles are very ergonomic and dynamic vehicles. They designed with customer demands, so it perfectly fits to your fire department. With pumping capacity up to. 6000 liters per minute along with STRATUS roof monitor, you can interfere to fire fast and efficiently from safe distance. As standart, the pump equipped with around-the-pump foam proportioning system, but additionally the CAFS (Compressed Air Foam System) which operates only 0,1-1 percent of water makes your vehicle more powerful and more efficient. Depending on your needs, you can get your crew cab with a great variety of seat configurations. You can, for instance, get seats for up to nine fire fighters in a single fire truck. You can equip the cab with a separate heater and air condition for the crew. Additional seats can be equipped with breathing apparatus (SCBA).

## User configurable

- ✓ STR produce many equipments such as DCP, CAFS, Pumps, Monitors, Hose reels and more... So configurability is not an hard task for us.
- ✓ All intake and outlet couplings can be adapted acc. to final destination of the vehicle (Storz, BS, GOST...)



- ✓ With customer selectable customizing options each vehicle tailored in specific operation or needs. STR offers numerous options to configure the truck according to customers' needs.



Aluminum panel system gives your firetruck more stability and more corrosion resistance than others.



## Superstructure

- Aluminum Welded Frame (Standart)
- Aluminum Non-welded Sigma Profile
- Aluminum Panel (Non-welded)
- Commercial Steel WeldedFrame (Galvanised)
- Glass Reinforced Polyester (GRP)
- Polypropylene (PP)

## Axes Type

- 4x2 (Standart)
- 4x4
- 6X4
- 6X6



## Vehicle Chases

- IVECO - TRAKKER, EURO CARGO
- MAN - TGS, TGM
- MERCEDES -AROCS, ACTROS, ATEGO
- FORD - CARGO
- VOLVO - FMX, FM, FL
- SCANIA -PG

## Safer, faster and smaller

Aerial ladders designed small to be operated in narrow streets, became more robust, safe and easy to operate.

## Features

- > Up to 32 meters, ideal for small cities and narrow streets
- > High grade steel sub-frame, high yield strength ladder structure
- > Up to 7 equipment compartment depending on chassis vehicle
- > Hot-dipped galvanised /SS water tank for extended lifetime
- > SS foam tank for maximum corrosion resistance
- > Ergonomically designed equipment storage
- > Normal pressure pump with hose reel for rapid response
- > Medium flow capacity cage monitor, up to 45 meters throwing range
- > Self protection nozzles at the rescue cage
- > Perfect lyfits with all commercial chassis brands (Mercedes, MAN, etc.)

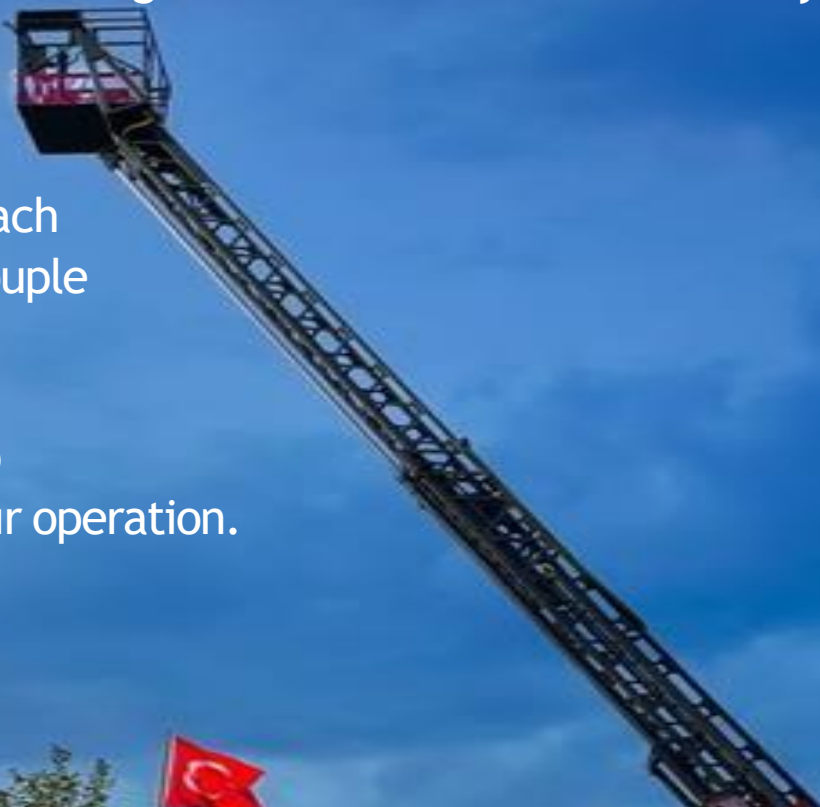
## Options

- > Water Tank up to 6.000 L
- > Foam Tank up to 1.000 L
- > Pneumatic Light Mast
- > Additional equipment:  
power generator, illumination,  
submersible pump, CAFS
- > High pressure pump with hose reel
- > Rescue winch
- > Electrical cage monitor
- > Breathing apparatus connection at rescuecage

# Small, Robust and Handy

**STR Aerial Ladders** fully complies with EN-14043 and EN-1846 which is widely accepted standards. As certification of the safety and quality of products gives costumers a feeling of comfort in what they purchase, knowing that an independent organization has certified what they are using. Aerial ladders of our portfolio can reach up to 32 meters, thanks to our design you can reach any emergency within couple of minutes.

➤ Narrow streets are no longer an obstacle to your operation.



> **STR** uses 3M brand reflectives on each side of the vehicles. Thanks to their technology our ladder can be seen even with the minimum amount of light.

- Both control panels are equipped with dead-man switch, inhibiting unintentional movements.
- Rescue cage is supplied with ultrasonic sensors collision prevention protecting cage from colliding with surrounding objects

# Chassis

---

- > IVECO - EURO CARGO
- > MAN - TGM, TGS
- > MERCEDES - ATEGO, AROCS, ACTROS
- > FORD - CARGO
- > VOLVO - FMX
- > SCANIA - P

# Axles

---

- > 4x2 (Standart)
- > 6x4 (Standart)


# Superstructure

---

- > Aluminum Welded Frame (Standart)
- > Aluminum Non-welded Sigma Profile
- > Aluminum Panel (Non-welded)
- > Commercial Steel Welded Frame (Galvanised)
- > Glass Reinforced Polyester (GRP)

**STR** offers numerous options to configure the truck.

Each vehicle will be tailored according to customer specific operation or needs.



# Massive, Smart, Efficient

Industrial vehicles designed to demonstrate maximum performance during hard weather conditions with wide range of temperature levels from very high to very low



## Features

- > Ideal for remote industrial areas with highly flammable materials
- > Stronger intervention with high-capacity tank
- > Galvanized frame superstructure with high grade steel subframe
- > Up to 5 equipment compartment with roller shutters
- > Hot-dipped galvanised / SS water tank for extended lifetime
- > SS foam tank for maximum corrosion resistance
- > Ergonomically designed equipment storage
- > Normal and High-Pressure pump with hose reel for rapid response
- > High flow capacity monitor, up to 80 meters throwing range
- > Perfectly fits with all commercial chassis brands (Mercedes, MAN, etc.)

## Options

- > Water Tank; up to 20.000 L
- > Foam Tank; up to 1.200 L
- > DCP Tank up to 120 kg
- > Pneumatic Light Mast
- > Additional equipment power generator, illumination, moto pump,
- submersible pump, portable monitor, foam generator, HVAC, CAFS
- > Balanced Pressure Foam Proportioning Systems
- > Rescue winch

## Big, strong and effective.

- > **STR Industrial Vehicles** are the biggest vehicles for industrial and hazardous operation. Thanks to vast tank volumes, industrial vehicles makes intervention longer and more reliable. With pumping capacity up to 6500 liters per minute along with STRATUS roof monitor, the Beast can interfere fast from safe distance to put off fire efficiently. As standard, the pump equipped with around-the-pump foam proportioning system capable of adjusting foam ratio from 0-6 percent with AR-AFFF foam type. However, if the optional balanced pressure foam proportioning system has been selected, you can adjust foam ratio on each fire outlet individually, even you can get water from one outlet and still be able to discharge water and foam mixture from another outlet.

Checkered aluminum sheets provides non-slip surfaces, allowing operator to use the ladder and roof more efficiently even contaminated conditions such as rain, dust and mud.



## Easy to maintain



- > **STR** offers you to easiest fire pump operation. Analog buttons makes easy to maintenance and moderate. These systems designed to last longer compare to any other systems in market.
- > Essential parts, such as electrical control panel, pneumatic control valves are placed to ease the access and maintenance procedures.

- > *All intake and outlet couplings can be adapted acc. to final destination of the vehicle (Storz, BS, GOST..)*
- > *Pump-and-roll feature is available as an option.*



- > Additional motopump for street cleaning operations

## Chassis

---

- > IVECO - TRAKKER
- > MAN - TGS
- > MERCEDES - AROCS, ACTROS
- > FORD - CARGO
- > VOLVO - FMX
- > SCANIA - P

## Axles

---

- > 4x2 (Standart)
- > 6x4
- > 8x4
- > 4x4
- > 6x6

## Superstructure

---

- > Aluminum Panel (Non-welded)
- > Aluminum Welded Frame (Standard)
- > Aluminum Non-welded Sigma Profile
- > Commercial Steel Welded Frame (Galvanized)
- > Glass Reinforced Polyester (GRP)
- > Poly propylene (PP)

**STR** offers numerous options to configure the truck. Each vehicle will be tailored according to customer specific operation or needs.



STR  
Telecom.Mot.Arc.  
Ind.Trad.Ltd.Co

# MORE

RESISTANT  
EFFECTIVE  
STRONG





**DELUGE  
SERIES****Technical Specifications**

<b>Operation</b>	Manual, by turning the knob and bumper
<b>Flow Rate</b>	Standard 70-150-250-400 l/dk @7bar
<b>Max. Pressure</b>	PN16
<b>Inlet</b>	1½" NPT, 1½" BSPT
<b>Inlet Base Type</b>	Rigid, swivel, free swivel
<b>Pattern</b>	Spinning teeth or molded urethane teeth
<b>Stream Types</b>	Straight jet/stream, wide angle fog
<b>Material/Finish</b>	Aluminium alloy / anodized

**FPN SERIES****Technical Specifications**

<b>Drive</b>	Mechanical, Hydraulic, Electrical
<b>Flow Rate (NP)</b>	1000-4000 lpm @10bar
<b>Flow Rate (HP)</b>	250-400 lpm @40 bar
<b>Inlet</b>	4" to 5"
<b>Outlet</b>	2x2" + 2x2½", 4x2", 4x2½"
<b>Monitor Outlet</b>	3" Flange
<b>Material (Impeller)</b>	Bronze
<b>Material (Body)</b>	Aluminium alloy /anodized

## HC/HCE SERIES



### Technical Specifications

Drive	Manual, Electrical (12 or 24 VDC)
Hose	19 to 22 mm arası (3/4" 1-1/4")
Max. Pressure	100 Bar (Bursting Pressure)
Inlet	3/4", 1", 1 1/4" NPT or BSP
Hose Length	30-45-60-90 m
Brake	Band brake, spring loaded knob
Roller Guide	2 way, 3 way, 4 way
Material/Finish	Galvanised Steel / Epoxy Paint

## DCP TANKS



### Technical Specifications

Operation	Manual, Pneumatic
Capacity	60-120-250 kg
Max. Pressure	PN16 (Tank Pressure)
Inlet	1 1/4" to 2"
Safety	Spring Loaded Pressure Relief Valve
Filling	4" Flange at the top
Discharge Rate	up to 20 kg/s
Material/Finish	High Grade Steel / Epoxy Paint

**NIMBUS SERIES****Technical Specifications**

Drive	Electrical, 12 or 24 VDC
Flow Rate	500-1000-1500-2000 lpm @7bar
Max. Pressure	PN16
Inlet	2" NPT, 2" BSPT, DN65
Outlet	1½" NPT, 1½" BSP
Movement	-30,+90 Vertical, -135,+135 Horizontal
Nozzle Type	Electrical Jet/Fog, Manual Flowrate Cont
Material/Finish	Aluminium alloy / anodized

**STRATUS PB SERIES****Technical Specifications**

Drive	Electrical, 12 or 24 VDC
Flow Rate (NP)	1000-2000-3000-3500 lpm @7bar
Flow Rate (HP)	PN16
Inlet	2 x 2½" NPT
Outlet	2½" NPT, 2½" BSP
Movement	0,+90 Vertical, -135,+135 Horizontal
Material (Impeller)	Electrical Jet/Fog, Manual Flowrate Cont
Material (Body)	Aluminium alloy / anodized

**STATUS SERIES****Technical Specifications**

Drive	Electrical, 12 or 24 VDC
Hose	1000-2000-3000-3500 lpm @7bar
Max. Pressure	PN16
Inlet	2½" NPT, 2½" BSPT, DN80
Hose Length	2½" NPT, 2½" NPT
Movement	-30,+90 Vertical, -135,+135 Horizontal
Nozzle Type	Electrical Jet/Fog, Manual Flowrate Cont.
Material/Finish	Aluminium alloy / anodized

**CUMULUS  
SERIES****Technical Specifications**

Operation	Elektrikli veya 12 veya 24 VDC
Capacity	3800-7600 l/dak @7bar
Max. Pressure	PN16
Inlet	3½" Flanş, 3½" NPT
Hose Length	DN" NPT, 2" NPT
Movement	-30,+60 Vertical, -135,+135 Horizontal
Nozzle Type	Electrical Jet/Fog and Flowrate Cont
Malzeme	Aluminium alloy / anodized



Telekominikasyon İnş. Tur. Taks.  
Gıda ve Mot. Ar. San. Tic. Ltd. Şti.

## FIREFIGHTING VEHICLES

STR TELEKOM. Ins. Tur. Teks. Gi. Ve Mot.  
Arac.

San. Tic. Ltd. Sti

Mimar Sinan Mah. – Hakimiyeti Milliye Cad.

Emlak Kredisi İşhane – No.47-D.169 -  
İSTANBUL

[info@strtelecom.com](mailto:info@strtelecom.com)

[www.strtelecom.com](http://www.strtelecom.com)

**Tel: +90 216 345 86 08**